




5 NUTS

Steel wood-threaded nut without head.


Zinc-plated					
L (mm.)	Ød(mm.)	ØD (mm.)	1/4"	M6	
10	8	10	947.510.034	947.810.032	2.500
12	8	10	947.512.031	947.812.036	2.000
14	8	10	947.514.035	947.814.033	2.000
18	8	10	947.518.036	947.818.034	2.000
22	8	10	947.522.030	947.822.035	2.000
10	9	12	947.610.031	947.910.036	2.000
12	9	12	947.612.035	947.912.033	2.000
14	9	12	947.614.032	947.914.030	2.000
16	9	12	947.616.036	947.916.034	2.000
18	9	12	947.618.033	947.918.031	2.000

L (mm.)	Ød(mm.)	ØD (mm.)	M8	
22	11	14	948.222.030	1.500


Expanding brass nut.

M4					
944.805.105				2.000 or 10.000	

M6 self-expanding.

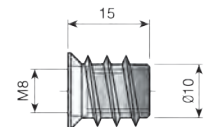
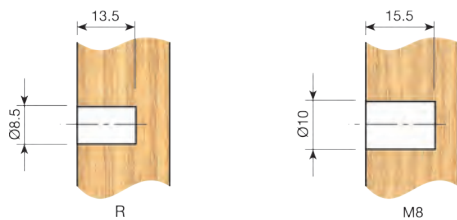
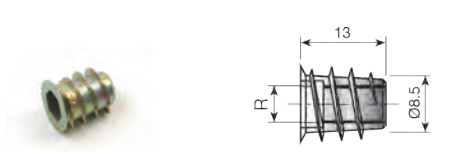
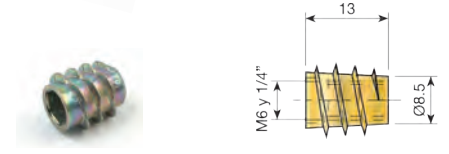
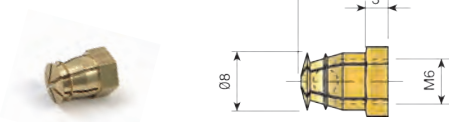
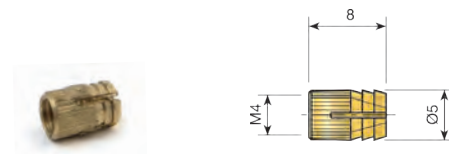
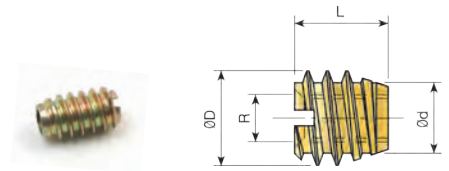
M6					
Ø8 x 12mm.				944.112.105	5.000

Wing nut.


		1/4"	M6	
Nickel-plated		948.813.062		2.000
Zinc-plated			948.913.033	

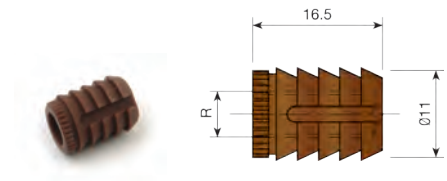
Wing nut with head.

R	M4	1/4"	M6	M8	
Nickel-plated		948.613.061			2.000
Zinc-plated	948.413.034		948.713.032	948.575.036	




PA g knock-in nut for Ø11.

R	M6	1/4"	
Natural	937.106.100	937.114.102	4.000
Brown RAL 8016	937.106.015	937.114.010	

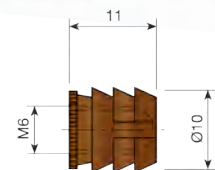


M6 PA knock-in nut for Ø10, in strips.


			
Natural		937.406.105	4.800
Brown RAL 8016		937.406.013	
Black RAL 9005		937.014.024	



Every box contains 200 strips.
The strips come with 24 units, and they may be placed manually or by means of a pneumatic gun with a charger.



M6 steel ribbed knock-in nut.

L	16mm.	18mm.	
Zinc-plated	938.716.100	938.718.104	1.000 or 5.000

