
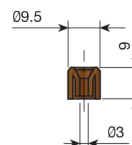


7 ACCESSORIES

Stops

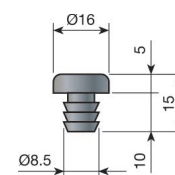
Stop.

				
White	RAL 9003	919.900.004		
Brown	RAL 8016	919.900.015	10.000	
Black	RAL 9005	919.900.026		




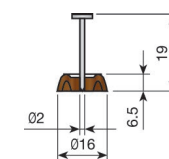
Support stop for legs.

				
Black	RAL 9005	420.000.022	5.000	




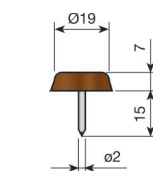
Chair stop with nail Ø16.

				
White	RAL 9003	420.100.004		
Brown	RAL 8016	420.100.015	5.000	
Black	RAL 9005	420.100.026		




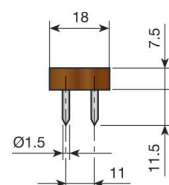
Chair stop with nail, large.

				
White	RAL 9003	420.200.001		
Brown	RAL 8016	420.200.012	5.000	
Black	RAL 9005	420.200.023		




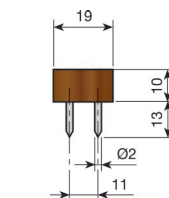
Stop with two nails, small.

				
White	RAL 9003	420.300.005		
Brown	RAL 8016	420.300.016	5.000	
Black	RAL 9005	420.300.020		




Stop with two nails, large.

				
White	RAL 9003	420.400.002		
Brown	RAL 8016	420.400.013	5.000	
Black	RAL 9005	420.400.024		



Cushioning stop


Cushioning stop BALIN.

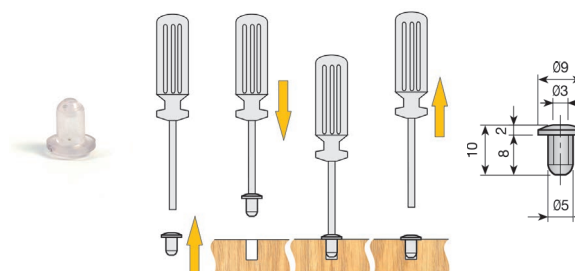
				
White	RAL 9003	930.100.006	5.000	
Brown	RAL 8016	930.100.010		
Oak	RAL 1002	930.100.194		
Gray	RAL 7040	930.100.312		

It comes in strips of 50 stops, to be fixed using a pneumatic gun with charger.




Rubber cushioning stop.

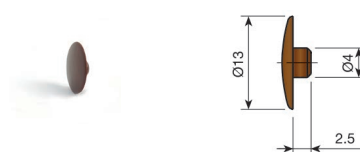
				
Transparent		930.505.100	5.000	




Caps

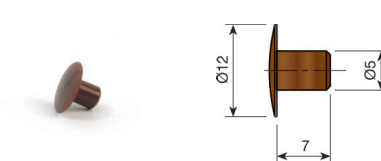
Cap Ø4.

				
Head Ø13.				
White	RAL 9003	540.500.004	5.000	
Brown	RAL 8016	540.500.015		
Black	RAL 9005	540.500.026		




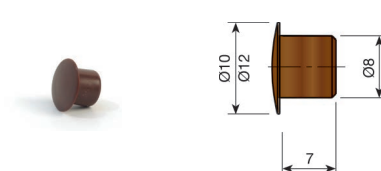
Cap Ø5.

				
Head Ø12.				
White	RAL 9003	960.000.005	5.000	
Brown	RAL 8016	960.000.016		
Black	RAL 9005	960.000.020		




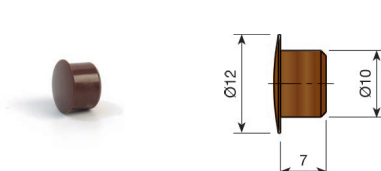
Cap Ø8.

				
Nickel-plated		Head Ø10	960.300.062	3.000
White	RAL 9003	Head Ø12	960.300.003	10.000
Brown	RAL 8016	Head Ø12	960.300.014	
Black	RAL 9005	Head Ø12	960.300.025	




Cap Ø10.

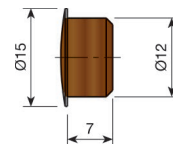
				
Head Ø12.				
Nickel-plated			960.700.064	3.000
White	RAL 9003		960.700.005	10.000
Brown	RAL 8016		960.700.016	
Black	RAL 9005		960.700.020	




■ Caps

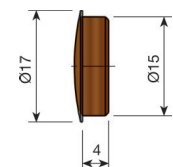
Cap Ø12.

Head Ø15.			
White	RAL 9003	961.000.003	10.000
Brown	RAL 8016	961.000.014	
Black	RAL 9005	961.000.025	




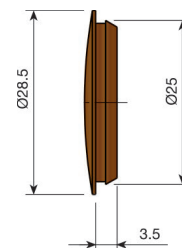
Cap Ø15.

Head Ø17.			
Nickel-plated		961.200.063	3.000
White	RAL 9003	961.200.004	10.000
Brown	RAL 8016	961.200.015	
Black	RAL 9005	961.200.026	




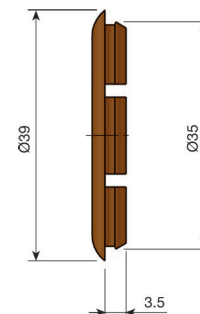
Cap Ø25.

Head Ø28,5.			
White	RAL 9003	530.400.006	500 or 2.000
Brown	RAL 8016	530.400.010	
Black	RAL 9005	530.400.021	
Gray	RAL 7040	530.400.312	




Cap Ø35.

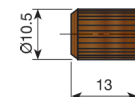
Head Ø39.			
Nickel-plated		530.500.062	1.000
White	RAL 9003	530.500.003	
Brown	RAL 8016	530.500.014	
Black	RAL 9005	530.500.025	




■ Case and pivot

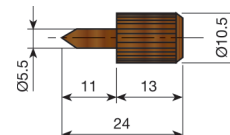
Knock-in centering case.

			
Brown	RAL 8016	918.000.016	5.000
Black	RAL 9005	918.000.020	




Knock-in centering pivot.


			
Brown	RAL 8016	918.100.013	5.000
Black	RAL 9005	918.100.024	



■ Stud bolts

Twin-thread stud bolt.


Length	1/4"	M6	
50	934.450.031	934.550.035	1.000
60	934.460.030	934.560.034	
80	934.480.035	934.580.032	

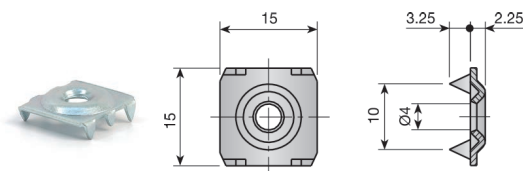
Length	5/16"	M8	
50	934.650.032	934.750.036	1.000
60	934.660.031	934.760.035	1.000
80	934.680.036	934.780.033	500




■ Knock-in staple and nut

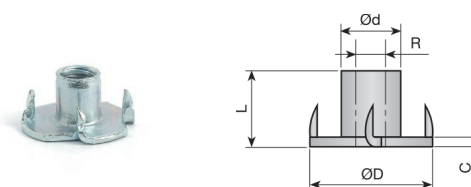
Staple.

Zinc-coated	914.000.032		10.000
-------------	-------------	---	--------



Knock-in forked nut.


Length	Thread	Zinc-coated	
8	M4	938.004.034	4.000
7	M5	938.005.036	2.500
8,5	M6	938.106.035	2.500
11	M8	938.208.036	1.500
12	M10	938.410.034	1.000




R	ØD	Ød	L	C
M4	15	5	8	1
M5	16	6,5	7	1
M6	18	8	8,5	1,5
M8	22	9,5	11	1,75
M10	26	12	12	1,75

■ Covers for hinges


Monobloc cover.

White	RAL 9001	530.035.004	
White	RAL 9003	530.035.133	100




■ Chipboard screws

Chipboard screws Ø 3

L	Zinc-coated	
10	982.110.032	30.000
12	982.112.036	20.000
16	982.116.030	10.000
20	982.120.031	10.000




Chipboard screws Ø 3.5

L	Zinc-coated	
10	982.210.036	30.000
12	982.212.033	10.000
16	982.216.034	10.000
20	982.220.035	10.000
25	982.225.031	10.000




Chipboard screws Ø 4

L	Zinc-coated	
12	982.312.030	
14	982.314.034	
16	982.316.031	10.000
20	982.320.032	
25	982.325.035	



Chipboard screws Ø 4.5

L	Zinc-coated	
14	982.414.031	5.000
16	982.416.035	5.000
35	982.435.031	5.000
50	982.450.033	1.000

