

# MESUCO 132X rapid

## With integrated INDAmatic

- > INDAmatic on the hinge arm for smooth and silent closing
- > The cushioning system is completely invisible. Every door can now close with one silent action.
- > Program: standard 110 ° full overlay, half overlay and full inset.
- > Ø35 mm cup hinge, for 14-26 mm door thickness.
- > Uniform and cushioned closing guaranteed without extra assembly.



INDAmatic

1 HINGE GROUP

988.715.066\*

\* Supplied to order.

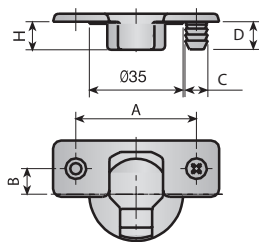
NICKEL				
A:48, B:6			A:45, B:9.5	
Screw-fixed	With dowels D:10	With dowels D:10	Screw-fixed	With dowels D:10

<p>110° <math>\alpha</math></p>	<p><math>\alpha = 0^\circ \div 110^\circ</math> H = 11.3</p> <p>standard</p>	0mm.	320.010.062	320.020.061	320.030.060	320.110.066	320.130.064
		8mm.	320.011.064	320.021.063	320.031.062	320.111.061	
		17mm.	320.012.066	320.022.065	320.032.064	320.112.063	
<p>165° <math>\alpha</math></p>	<p><math>\alpha = 0^\circ \div 165^\circ</math> H = 11.3</p>	0mm.	320.040.066			320.140.063	
<p>90° <math>\alpha</math></p>	<p><math>\alpha = 90^\circ \div 200^\circ</math> H = 11.3</p>	0mm.	320.090.061				
<p><math>\alpha</math></p>	<p><math>\alpha = 45^\circ \div 155^\circ</math> H = 11.3</p>	0mm.				320.180.066	



988.715.066\*

\* Supplied to order.


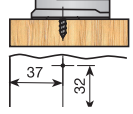

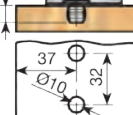

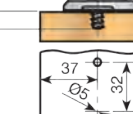

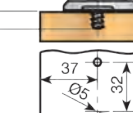

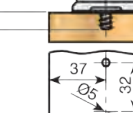

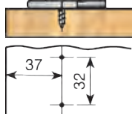

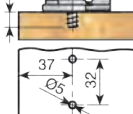

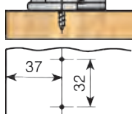


**NICKEL**

A:52, B:5.5

Screw-fixed	With dowels D:10	With dowels D:10	Eurocrew premontado
320.210.063	320.220.062	320.230.061	320.330.065
320.211.065	320.221.064	320.231.063	320.331.060
320.212.060	320.222.066	320.232.065	320.332.062

**2 MOUNTING PLATES**

HEIGHT OF THE PLATES IN MM.				0	2	4
		Screw-fixed Vertical adjustment ± 2 mm	Nickel-plated steel	350.210.066	350.212.063	350.214.060
		Knock-in Vertical adjustment ± 2 mm	Nickel-plated steel	350.220.065	350.222.062	350.224.066
		Pre-mounted euro screw Vertical adjustment ± 2 mm	Nickel-plated steel	350.230.061	350.232.061	350.234.065
		Screw-fixed (WITH CENTERER) Vertical adjustment ± 2 mm	Nickel-plated steel	348.500.062	348.502.066	348.504.063
		Screw-fixed (WITH CENTERER) Vertical adjustment ± 2 mm	Nickel-plated steel	390.010.062	390.012.066	
		Screw-fixed Vertical adjustment ± 1,6 mm excéntrica	Nickel-plated steel	348.600.066	348.602.063	
		Pre-mounted euro screw Vertical adjustment ± 1,6 mm excéntrica	Nickel-plated steel	348.400.065		
		Screw-fixed Vertical adjustment ±2 mm	Nickel-plated steel	350.215.063		

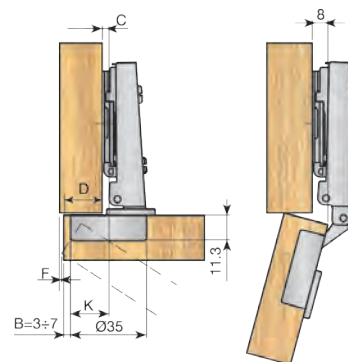
3 TECHNICAL DATA

Mesuco 132x rapid Opening 110°

Full overlay



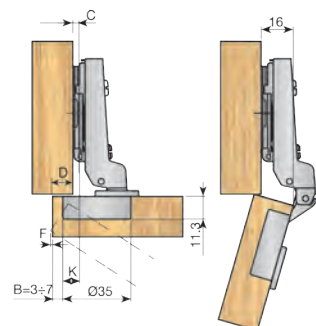
Calculation of the height of the plate  
 $C = B + K - D$   
 $K = \text{Constant} = 10,5\text{mm}$



Half overlay



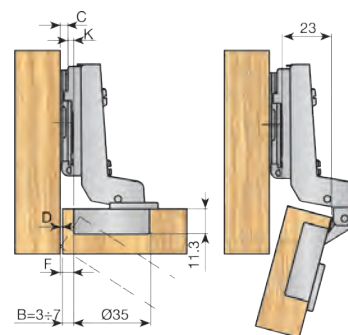
Calculation of the height of the plate  
 $C = B + K - D$   
 $K = \text{Constant} = 2,5\text{mm}$



Full inset\*



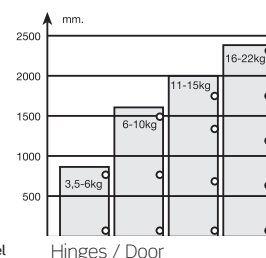
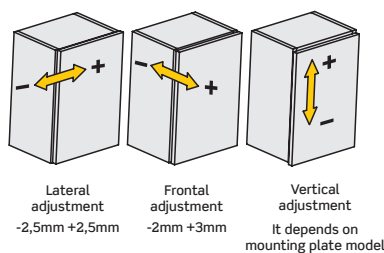
Calculation of the height of the plate  
 $C = B + K + D$   
 $K = \text{Constant} = -6,5\text{mm}$



\* The position to fix the base has to be moved back a distance equal to the door thickness + 1mm

Lateral door displacement (F).

mm	Door thickness								
B	16	17	18	19	20	21	22	23	24
3	0,8	1	1,4	1,8	2,2	2,8	3,5	4,3	5,0
4	0,8	1	1,4	1,7	2,1	2,7	3,3	4,3	4,7
5	0,8	1	1,4	1,6	2,0	2,5	3,1	3,7	4,4
6	0,8	1	1,4	1,6	2,0	2,4	2,9	3,5	4,1
7	0,7	0,9	1,2	1,5	1,9	2,3	2,8	3,3	3,8



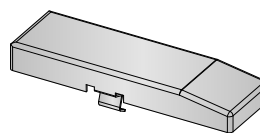
Hinges / Door

**4 COVERS**

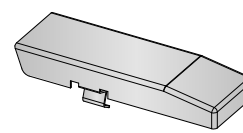
**Hinge cover.**

Full overlay	Nickel-plated	302.431.065
Half overlay / Full inset	Nickel-plated	302.531.062

The hinge cover can be customized by stamping or serigraphy.



Full overlay



Half overlay / Full inset

**Angle reducer for 110° hinge**

White	352.600.006
-------	-------------





